

SERVICE KIT FOR HYDRONIC HEATING SYSTEM

QUALITY


INNOVATION

RELIABILITY

SERVICE KIT FOR HEATING SYSTEM

Calefactio's wall support for hydronic heating system allows for a safe, practical and easily accessible installation.

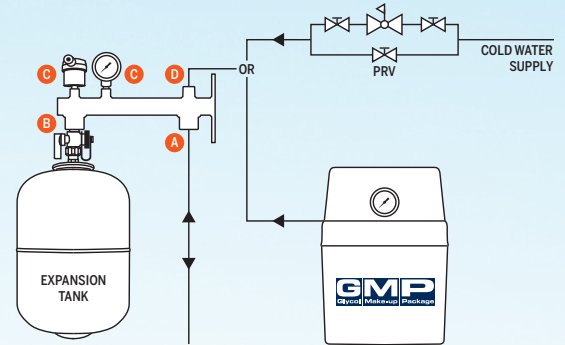
In addition to secure your installation in the event of a tank failure, the service center gives a complete overview of the system.



KIT	CONTAINS
#SERVICEKIT15	+ HGT-15 + HGSC-MULTI + R8818 + HGSV12 + GAGE0-30BOTTOM OR GAGE0-100BOTTOM
#SERVICEKIT30	+ HGT-30 + HGSC-MULTI + R8818 + HGSV12 + GAGE0-30BOTTOM OR GAGE0-100BOTTOM
#SERVICEKIT60M	+ HGT-60M + HGSC-MULTI + R8818 + HGSV12 + GAGE0-30BOTTOM OR GAGE0-100BOTTOM
#SERVICEKIT60	+ HGT-60 + HGSC-MULTI + R8818 + HGSV12 + GAGE0-30BOTTOM OR GAGE0-100BOTTOM

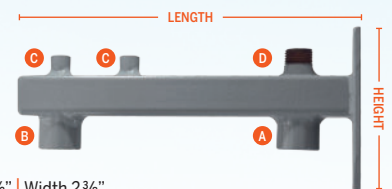
INSTALLATION

Link your heating system to the 1/2" FNPT connection **A**. Connect directly a heating expansion tank (HGT-15, HGT-30, HGT-60M or HGT-60), with the Service valve (HGSV12) on the 1/2" FNPT connection **B**. Then, on connections **C** (1/8" FNPT), connect an automatic air vent (R8818) and a pressure gage (GAGE0-30BOTTOM or GAGE0-100BOTTOM). On connection **D** (1/2" MNPT) you can either connect your GMP or simply the cold water supply.




DIMENSIONS

- A** 1/2" FNPT
- B** 1/2" FNPT
- C** 1/8" FNPT
- D** 1/2" MNPT



Length 10 3/4" | Height 4 1/2" | Width 2 3/8"



SERVICE VALVE
#HGSV12
1/2" FNPT



AUTOMATIC AIR VENT
#R8818
1/2" MNPT



PRESSURE GAGE
#GAGE0-30BOTTOM OR
#GAGE0-100BOTTOM
1/8" MNPT

COMPLETE YOUR INSTALLATION WITH OUR GMP AND BRAIDED HOSE (#BH72)

