


ULTRA-TEMP™

STAINLESS STEEL INSULATED CHIMNEY



5" TO 8" DIAMETER

ULTRA-TEMP™

Certification & Applications

Ultra-Temp Model UT is Safety Tested and Listed to applicable UL/ULC Standards.

These include:

USA: UL 103-HT

Safety Standard for chimneys serving solid fuel and liquid fuel appliances.

This chimney system has been designed for use on wood stoves, fireplaces and residential furnaces in the U.S. market.

Allowable Flue Gas Temperatures are:

Maximum Continuous 1,000°F / 540°C

Brief Forced Firing 1400°F / 760°C (60 min.)

Creosote Burn Out 2100°F / 1150°C (3 x 10 min.)

Canada: ULC S-604

Safety Standard for chimneys serving liquid/gas fuel appliances

This chimney system may be used on appliances that burn Oil or Gas.

Ultra-Temp Model UT may also be used with specifically listed factory-built fireplaces, as in the Model 640 and Model HE40 which are listed with either 6" or 7" diameter chimney.

Clearance To Combustible Materials:

A 2" clearance to combustible materials must be maintained at all times, except in areas protected by factory supplied supports certified for reduced clearance.

Construction:

Inner Liner (Flue): 300 Series Stainless Steel.
0.016" thickness

Outer Casing: Type 430 Stainless Steel.
0.015" thickness



Insulation:

The 1" space between inner/outer walls are Solid Packed with Mineral Wool Fibre insulation to provide superior insulating qualities, in a "slim-line" design. Solid Pack design performs favorably to Blanket type and Air-Cooled chimney designs.

Supports / Framing:

All Selkirk Supports are designed to carry four times the combined weight of each system at maximum allowable height.

SUPPORT/FRAMING TABLE

	Supports Up to	5"	6"	7"	8"
Ceiling	50'	10¼"	10¼"	11¼"	12¼"
Wall	40'	11"	12"	13"	14"
Cathedral	30'	12¼"	12¼"	N/A	N/A
Roof Support	30'	11"	11"	13"	14"

Notes: Locking Bands are supplied with each Insulated Length & Component.

Made in Canada by Selkirk – the company that invented the Factory-Built Chimney.

Ultra-Temp Chimney is also available in 10" , 12" and 14" diameters.

The Best Warranty in the Industry

ULTRA-TEMP Chimney features an advanced engineering design and premium material which allows Selkirk Canada to offer a Lifetime Warranty on all component parts. Refer to written warranty for details.



TABLE OF CONTENTS

	PAGE
Lengths	4
Insulated Lengths	4
Locking Band	4
Supports	4-5
Wall Support Kit	4
Cathedral Ceiling Support Kit	4
Ceiling Supports	5
Adjustable Wall Support	5
Universal Wall Support/Resupport Assembly	5
Roof Support Package (Universal)	5
Ceiling Components	6
15°/30°/45° Insulated Elbow Kits	6
Attic Insulation Shield	6
Firestop Joist Shield (Radiation Dust Shield)	6
Wall Components	7-8
Insulated Tee with Plug	7
Base Tees	7
Insulated Wall Plate	7
Insulated Wall Thimble	7
2 Piece Wall Sleeve	8
Wall Band	8
Ceiling/Wall Components	8
Firestop Spacer	8
Trim Collar	8
Stove Pipe Adapter	8
Above the Roof	9-10
Roof Flashing	9
Storm Callar	9
Round Top	9
Roof Brace Kit	10
Fireplace Components	10
30°/45° Offset Wall Plug	10
Chase Plug	10
Anchor Plate	10
Warranty	11
Typical Installations	12



CUSTOMER SERVICE 800.267.8178
FAX ORDERS TOLL FREE 800.663.3620
EMAIL: info@selkirkcanada.com
www.selkirkcanada.com

CHIMNEY PARTS GUIDE

ULTRA-TEMP




READ AND FOLLOW THE INSTALLATION INSTRUCTIONS WHEN INSTALLING ANY CHIMNEY SYSTEM.

INSTALLATION INSTRUCTIONS ARE PACKAGED WITH EACH CHIMNEY SUPPORT. THEY MAY ALSO BE FOUND AT WWW.SELKIRKCANADA.COM

LENGTHS

Insulated Lengths



Note: All insulated lengths are packaged with a Locking Band

ULTRA-TEMP

Size	Product No.	Part No.	A	B	C
5"	205006U	5UT-6	6"	5"	7"
	205018U	5UT-18	18"	5"	7"
	205024U	5UT-24	24"	5"	7"
	205036U	5UT-36	36"	5"	7"

ULTRA-TEMP

Size	Product No.	Part No.	A	B	C
6"	206006U	6UT-6	6"	6"	8"
	206012U	6UT-12	12"	6"	8"
	206018U	6UT-18	18"	6"	8"
	206024U	6UT-24	24"	6"	8"
	206036U	6UT-36	36"	6"	8"
	206048U	6UT-48	48"	6"	8"

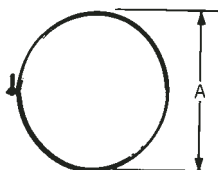
ULTRA-TEMP

Size	Product No.	Part No.	A	B	C
7"	207006U	7UT-6	6"	7"	9"
	207012U	7UT-12	12"	7"	9"
	207018U	7UT-18	18"	7"	9"
	207024U	7UT-24	24"	7"	9"
	207036U	7UT-36	36"	7"	9"
	207048U	7UT-48	48"	7"	9"

ULTRA-TEMP

Size	Product No.	Part No.	A	B	C
8"	208006U	8UT-6	6"	8"	10"
	208012U	8UT-12	12"	8"	10"
	208018U	8GT-18	18"	8"	10"
	208024U	8UT-24	24"	8"	10"
	208036U	8GT-36	36"	8"	10"
	208048U	8GT-48	48"	8"	10"

Locking Band



LOCKING BAND

Product No.	Part No.	A
205450	5T-LB	7"
206450	6T-LB	8"
207450	7T-LB	9"
208450	8T-LB	10"

A versatile, simple device for increasing stability of a chimney. Inward flanges around the band fit into grooves at chimney length joints. Reinforces joints of chimney and prevents accidental uncoupling.

Locking Band is included with all insulated lengths, tees and elbow kits.

SUPPORTS

Wall Support Kit



WALL SUPPORT KIT

Product No.	Part No.
0703205	5T-WSK
0703206	6T-WSK

The Wall Support Kit contains all the main accessory components used in ULTRA-TEMP Thru-the-Wall installations conveniently packaged in a single box. Each Kit consists of a Round Top, Wall Band, Adjustable Wall Support, Tee w/Plug, Insulated Wall thimble and a Decorative Adapter.

Cathedral Ceiling Support Kit



CATHEDRAL CEILING SUPPORT KIT


Product No.	Part No.	A	B (Framing)
0745105	5T-CCSK	5"	12½" x 12½"
0745106	6T-CCSK	6"	12½" x 12½"

This ULTRA-TEMP Kit was designed to satisfy 'through-the-roof' installations, where the ceiling is at an elevated pitch.

This Kit consists of a black Cathedral Ceiling Support Box, a Support Band, 4 painted Ceiling Trim Angles, plus a Decorative Adapter, and Round Top. The box is 12"x 12" and supports up to 30' of chimney of which 15' can be suspended below the box.

SUPPORTS - Continued

Ceiling Supports



CEILING SUPPORT (GALVANIZED)

Product No.	Part No.	A
0702705	5T-CSG	8"
0702706	6T-CSG	8"
0702707	7T-CSG	9"
0702708	8T-CSG	10"

CEILING SUPPORT PAINTED (BLACK)

Product No.	Part No.	A
0712705	5T-CSB	8"
0712706	6T-CSB	8"

For ceiling joist-supported chimney systems. Consists of Support/Trim Plate Assembly and Bucket Section. Maximum height per support is 50 feet.

NEW! Adjustable Wall Support

The New Adjustable Wall Support will allow for an adjustment of 2" to 6" from a vertical wall. For outside chimney installations for use with an insulated tee. Consists of two wall brackets, plate and hardware. For support heights refer to chart below.

ADJUSTABLE WALL SUPPORT

Product No.	Part No.	A	B	C
205430	5T-AWS	18 $\frac{7}{8}$ "	10 $\frac{5}{8}$ "	9 $\frac{1}{4}$ "
206430	6T-AWS	18 $\frac{7}{8}$ "	10 $\frac{5}{8}$ "	9 $\frac{1}{4}$ "
207430	7T-AWS	20 $\frac{1}{2}$ "	11 $\frac{5}{8}$ "	10 $\frac{1}{4}$ "
208430	8T-AWS	21 $\frac{7}{8}$ "	12 $\frac{5}{8}$ "	11 $\frac{1}{4}$ "



WALL SUPPORT CHIMNEY HEIGHT CHART

Distance from Wall to Chimney (inches)	5" ID Chimney Max. Height (Feet)	6" ID Chimney Max. Height (Feet)	7" ID Chimney Max. Height (Feet)	8" ID Chimney Max. Height (Feet)
2"	74'	63'	56'	49'
2 $\frac{1}{2}$ "	73'	62'	55'	48'
3"	71'	60'	53'	47'
3 $\frac{1}{2}$ "	63'	59'	51'	46'
4"	66'	56'	49'	44'
4 $\frac{1}{2}$ "	62'	53'	46'	42'
5"	58'	50'	43'	39'
5 $\frac{1}{2}$ "	52'	45'	38'	35'
6"	45'	39'	34'	30'

NEW! Universal Wall Support/Resupport Assembly

Designed to support up to 20' of ULTRA-TEMP Chimney in a vertical wall installation above the tee or above an offset. It can also serve as an intermediate support.

This universal design fits 5", 6", 7", 8" diameters.

UNIVERSAL WALL SUPPORT/RESUPPORT ASSEMBLY

Product No.	Part No.	Size
200260	UWRSA	5"-8" Dia. Pipe



Roof Support Package (Universal)



ROOF SUPPORT PACKAGE (Universal)

Product No.	Part No.
0522907	URSP

An ideal support assembly for open cathedral ceiling installations. It adapts to all roof pitches and requires only simple framing. The package consists of 2 Chimney Plates, 2 Roof Brackets and hardware. Maximum length of chimney which can be suspended below the roof support is twenty (20) feet. Maximum total length (both above and below) is thirty (30) feet. Chimney Length is not supplied.

CUSTOMER SERVICE 800.267.8178
FAX ORDERS TOLL FREE 800.663.3620
EMAIL: info@selkirkcanada.com
www.selkirkcanada.com

CEILING COMPONENTS

15°/30°/45° Insulated Elbow Kits

ULTRA-TEMP 15° ELBOW KITS		ULTRA-TEMP 30° ELBOW KITS		ULTRA-TEMP 45° ELBOW KITS	
Product No.	Part No.	Product No.	Part No.	Product No.	Part No.
205206	5T-EL 15 KIT	205211	5T-EL 30 KIT	0604506	5T-EL 45 KIT
206206	6T-EL 15 KIT	206211	6T-EL 30 KIT	0604507	6T-EL 45 KIT
207206	7T-EL 15 KIT	207211	7T-EL 30 KIT	0604508	7T-EL 45 KIT
208206	8T-EL 15 KIT	208211	8T-EL 30 KIT		

15 DEGREE OFFSET CHART

Chimney Length	5" Dia.		6" Dia.		7" Dia.		8" Dia.	
	A	B	A	B	A	B	A	B
None	5/8"	7 1/2"	5/8"	7 1/2"	5/8"	8"	3 3/8"	8 1/8"
6"	1 3/4"	13 3/8"	1 5/8"	12 1/2"	1 7/8"	13 3/8"	2"	14 1/4"
12"	2 3/4"	17 3/8"	2 7/8"	18 3/8"	3"	18 1/2"	3"	18 3/4"
18"	4 1/8"	23 3/8"	4 3/8"	24"	4 1/8"	24 3/8"	4"	24 3/8"
24"	N/A	N/A	5 3/8"	29 3/4"	5"	30 1/2"	5 1/4"	30 3/8"
36"	8 3/8"	41 3/8"	8 3/8"	41 1/4"	7 1/2"	42"	8"	42"
48"	N/A	N/A	10 3/4"	53 1/4"	10"	53 1/2"	10 1/8"	54 3/8"

30 DEGREE OFFSET CHART

Chimney Length	5" Dia.		6" Dia.		7" Dia.		8" Dia.	
	A	B	A	B	A	B	A	B
None	3 5/8"	13 3/4"	3"	13 1/4"	4 1/8"	15 1/4"	4 1/4"	16 1/8"
6"	6 1/8"	18 3/8"	5 1/4"	17 3/8"	7 1/8"	20 3/8"	7 1/8"	21 3/4"
12"	8 1/2"	22 3/4"	8 3/8"	22 3/8"	9 5/8"	24 1/4"	9 1/2"	25 3/8"
18"	11 5/8"	28"	11 1/8"	27 3/8"	12 1/2"	29 3/8"	12 1/2"	30 3/8"
24"	N/A	N/A	13 3/4"	33 3/4"	15 3/4"	34 3/8"	15 1/2"	35 3/8"
36"	20 3/8"	44"	20 1/4"	43 3/4"	21 3/8"	45 1/4"	21 1/8"	46"
48"	N/A	N/A	26"	54"	27 1/2"	55 3/8"	28 1/2"	56 3/8"

45 DEGREE OFFSET CHART

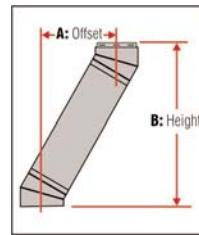
Chimney Length	5" Dia.		6" Dia.		7" Dia.		8" Dia.	
	A	B	A	B	A	B	A	B
None	N/A	N/A	4 3/8"	12"	5 1/2"	14"	5 3/4"	15 5/8"
6"	N/A	N/A	7 3/4"	15 5/8"	9 3/4"	18"	9 1/2"	19 1/4"
12"	N/A	N/A	11 1/8"	19 3/4"	13"	21 3/4"	13"	22 1/2"
18"	N/A	N/A	16"	23 3/8"	17 1/4"	25 3/8"	17"	27"
24"	N/A	N/A	20 1/2"	27 3/4"	21 3/4"	29 3/8"	21 5/8"	31"
36"	N/A	N/A	28 1/2"	36 3/8"	30 3/8"	38 3/8"	29 3/8"	39 3/8"
48"	N/A	N/A	41 1/2"	45 5/8"	38 1/4"	46 1/2"	38 1/2"	48 3/8"

Kits Include

2 Elbows, 2 Locking Bands & Interior Resupport in One Box!

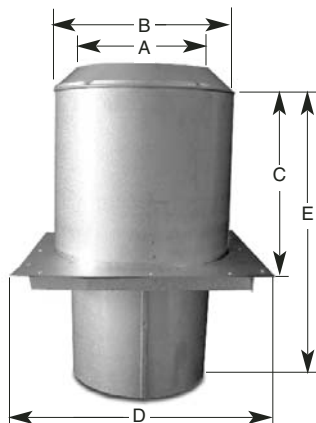
REQUIRED: Locking Bands (two packaged with each elbow kit) allow 360 degree rotation and lock the components together at the exact offset required. Elbows can be used on the same two-inch air space clearance as chimney sections.

The last vertical run of chimney above an offset should be resupported, using an Interior Resupport Assembly securely clamped to the pipe just below a locking band, with its straps nailed to a nearby structure.



NOTE: Refer to installation instructions for additional information.

Attic Insulation Shield



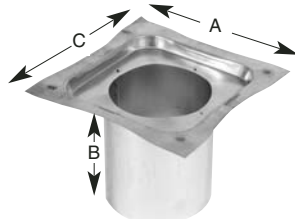
ATTIC INSULATION SHIELD

Size	Product No.	Part No.
5"	205490	5T-AIS
6"	206490	6T-AIS
7"	207490	7T-AIS
8"	208490	8T-AIS

The Attic Insulation Shield is used wherever the chimney enters an open attic. A Joist Shield is included for use when the chimney is enclosed below the ceiling. Refer to installation instructions for full details.

The Attic Insulation Shield acts as an insulation shield to keep blown in or blanket insulation from filling in any framed opening or contacting the chimney.

Firestop Joist Shield (Radiation Dust Shield)



FIRESTOP JOIST SHIELD

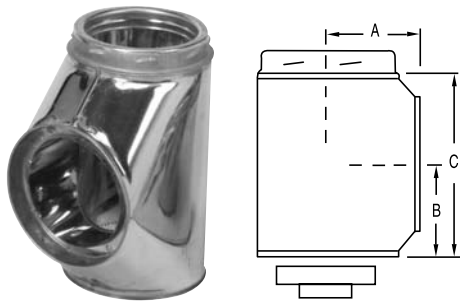
Product No.	Part No.	A	B	C
206465	6T-JS	14"	8 3/8"	9"
207465	7T-JS	15"	9 3/8"	10"
208465	8T-JS	16"	10 3/8"	11"

Must be installed where the chimney passes from one living space to another living space.

WALL COMPONENTS

Insulated Tee with Plug

The Insulated Tee allows the horizontal connection of the chimney to the appliance. It can be used on the interior or exterior of the building, in combination with a Wall Support Assembly. The Tee Cap provided allows access for inspection and cleaning.



STAINLESS INSULATED TEE WITH INSULATED TEE CAP

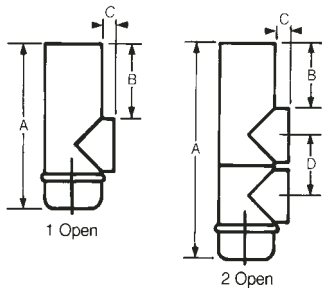
Product No.	Part No.	A	B	C
205100	5T-ITP	6¼"	6¼"	12½"
206100	6T-ITP	6⅝"	6⅝"	12¾"
207100	7T-ITP	6⅞"	6⅞"	13¾"
208100	8T-ITP	7⅞"	7⅞"	14¾"

INSULATED TEE CAP ONLY

Product No.	Part No.
205102	5T-IP
206102	6T-IP
207102	7T-IP
208102	8T-IP



Base Tees*



The Base Tee is always situated in the room with the heating appliance. Connector pipe between chimney and appliance should be as short as possible. Cap at bottom can be removed for inspection.

* Not for solid fuel fired appliances.

BASE TEE / SS -1 OPEN

Product No.	Part No.	A	B	C
0704705	5T-BTS	12¼"	6½"	2½"
0704706	6T-BTS	15¾"	5½"	2⅝"
0704707	7T-BTS	16¾"	5½"	2⅝"
0704708	8T-BTS	17¾"	5½"	2⅝"

BASE TEE / GALVANIZED -2 OPEN

Product No.	Part No.	A	B	C	D
0704906	6T-BTG2	23½"	5½"	2⅝"	7¾"
0704907	7T-BTG2	25½"	5½"	2⅝"	8¾"
0704908	8T-BTG2	27½"	5½"	2⅝"	9¾"

BASE TEE / GALVANIZED -1 OPEN

Product No.	Part No.	A	B	C
0704805	5T-BTS	12¼"	6½"	2½"
0704806	6T-BTS	15¾"	5½"	2⅝"
0704807	7T-BTS	16¾"	5½"	2⅝"
0704808	8T-BTS	17¾"	5½"	2⅝"

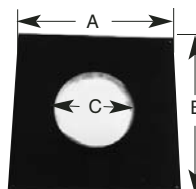
BASE CAP - SS

Product No.	Part No.
0705205	5T-BTC
0705206	6T-BTC
0705207	7T-BTC
0705208	8T-BTC

BASE CAP - GALVANIZED

Product No.	Part No.
0705306	6T-BTCG
0705307	7T-BTCG
0705208	8T-BTCG

Insulated Wall Plate



INSULATED WALL PLATE

Product No.	Part No.	A	B	C
0708405	5T/WP	16½"	16½"	7"
0708406	6T/WP	16½"	16½"	8"


Used in a "through-the-wall" installation to keep cold drafts from entering house.

Insulated Wall Thimble

The Insulated Wall Thimble installs quickly and eliminates the need for using individual firestops.

The round shielding acts as a radiation shield and provides the required 2" (air space) clearance to combustibles. The two sections telescope to accommodate 6" to 11" wall thickness.

Interior wall plate painted black.

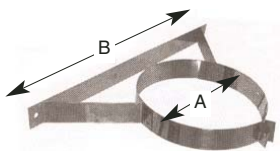


INSULATED WALL THIMBLE

Product No.	Part No.	Dia.	Framing Dimensions
205463	5T-IWT	5"	11" x 11"
206463	6T-IWT	6"	12" x 12"
207463	7T-IWT	7"	13" x 13"
208463	8T-IWT	8"	14" x 14"

WALL COMPONENTS - Continued

Wall Band



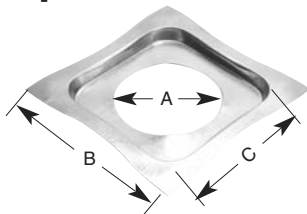
WALL BAND

Product No.	Part No.	A	B
205520	5T-WB	7"	17"
206520	6T-WB	8"	17"
207520	7T-WB	9"	17"
208520	8T-WB	10"	17"

The Wall Band is used along the wall to provide for 2 inch clearance and assure stability. Required at 8 foot or closer intervals above the tee to stabilize the chimney. Stainless steel construction.

CEILING/WALL COMPONENTS

Firestop Spacer

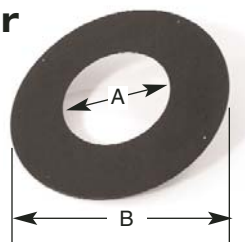


FIRESTOP SPACER

Product No.	Part No.	A	B	C
0708705	5T-FS	7½"	13½"	11"
0708706	6T-FS	8⅝"	14"	12"
0708707	7T-FS	9⅞"	15"	13"
0708708	8T-FS	10⅞"	16"	14"

The Firetop Spacer provides additional protection when the chimney passes through combustible materials. It can also be used to finish areas where the chimney passes through non-combustible materials.

Trim Collar

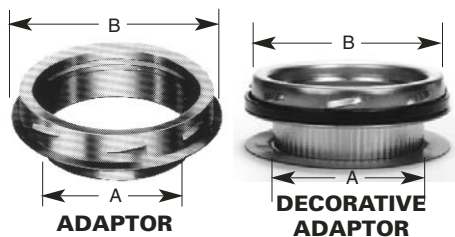


TRIM COLLAR

Product No.	Part No.	A	B
0708505	5T-TC	7"	17"
0708505	6T-TC	8"	18"
0708505	7T-TC	9"	19"
0708505	8T-TC	10"	20"

Provides a finished appearance where the chimney passes through a wall or ceiling.

Stove Pipe Adapter



ADAPTER

Product No.	Part No.	A	B
0709405	5T-AD	5"	7"
0709406	6T-AD	6"	8"
0709407	7T-AD	7"	9"
0709408	8T-AD	8"	10"

Used as a vertical or horizontal connection between chimney lengths and connector pipe.

DECORATIVE ADAPTER

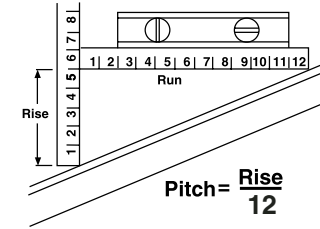
Product No.	Part No.	A	B
0709605	5T-DAD	5"	7"
0709606	6T-DAD	6"	8"

Includes Black Trim Ring for a finished appearance from below.

CUSTOMER SERVICE 800.267.8178
FAX ORDERS TOLL FREE 800.663.3620
EMAIL: info@selkirkcanada.com
www.selkirkcanada.com

ABOVE THE ROOF

Roof Pitch



Determine Your Roof Pitch

Flashings are used to seal the opening where the chimney penetrates the roof and to divert rain and snow down from the roof and away from the chimney system.

To determine your roof pitch, measure the number of inches from the end of a 12" level ruler down to the roof. This is the rise for 12" of run. A rise of 5" is a 5/12 pitch ... 4" a 4/12 pitch, etc.

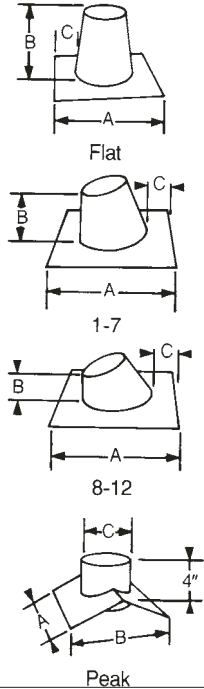
Roof Flashing



ROOF FLASHINGS

Dia	Description	Product Code	Part No.	A	B	C
5"	Flat	0703805	5T-FF	24"	12"	5½"
6"	Roof	0703806	6T-FF	20"	12"	4"
7"	Flashing	0703807	7T-FF	20"	12"	4"
8"		0703808	8T-FF	22"	12"	4"
5"	Adjustable	0703505	5T-FA	21"	4"	5"
6"	Roof	0703506	6T-FA	20"	3⅝"	4"
7"	Flashing	0703507	7T-FA	22"	4¾"	3½"
8"	1/12 - 7/12	0703508	8T-FA	22"	4¾"	3½"
5"	Adjustable	0703605	5T-FAA	24½"	4¾"	4"
6"	Roof	0703606	6T-FAA	22"	2¼"	3¾"
7"	Flashing	0703607	7T-FAA	26"	2½"	4½"
8"	8/12 - 12/12	0703608	8T-FAA	26"	2½"	4½"
6"	Peak	0733906	6T-FP	18"	18"	8"
7"	Roof Flashing	0733907	7T-FP	18"	18"	9"
8"	6/12 - 12/12	0733908	8T-FP	22"	22"	12"
6"	Adjustable	0703706	6T-FAF			
7"	Roof Flashing	0703707	7T-FAF			
8"	12/12 - 24/12	0703708	8T-FAF			

Note: All Roof Flashings include a Storm Collar



Storm Collar

The Storm Collar is designed to fit on the round chimney pipe just above the roof flashing. The upper edge of the Storm Collar should be waterproofed with non-hardening silicone caulking to prevent any water from leaking between the Storm Collar and chimney pipe. Part is tightened with screws or tabs after proper positioning.




STORM COLLAR

Product No.	Part No.	A
0704105	5T-SC	5"
0704106	6T-SC	6"
0704107	7T-SC	7"
0704108	8T-SC	8"

Round Top

Part of the chimney system roof assembly, the Round Top is designed with a dome to exclude rain and leaves and a lower skirt to deflect wind for proper chimney draft.

The Round Top is designed with three legs that slide down over the outside of the chimney. A cinch band is then positioned over the legs and tightened to hold the top firmly in place. This design makes cap removal for cleaning a breeze.

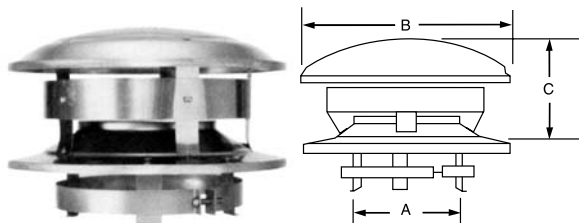


EZ-ROUND TOP

Product No.	A	B
205802	5"	10"
0787506	6"	12"
0787507	7"	14"
0787508	8"	16"

NEW!

ULTRA-TEMP Type HT



ULTRA-TEMP-TYPE HT

Product No.	Part No.	A	B	C
205800	5T-CT	7"	10"	5"
206800	6T-CT	8"	12"	5½"
207800	7T-CT	9"	14"	6¼"
208800	8T-CT	10"	16"	7"

Field install a spark arrester on our regular top.

SPARK ARRESTORS

Product No.	Part No.	Dia.
0517705	5UT-SA	5"
0517706	6CF-SA	6"
0517707	7CF-SA	7"
0817708	8CF-SA	8"

ABOVE THE ROOF - Continued

Roof Brace Kit

A Roof Brace Kit can be used whenever there is a need to stabilize the chimney above the roof level. The roof brace kit must be used if chimney extends 5+ feet above the roof.

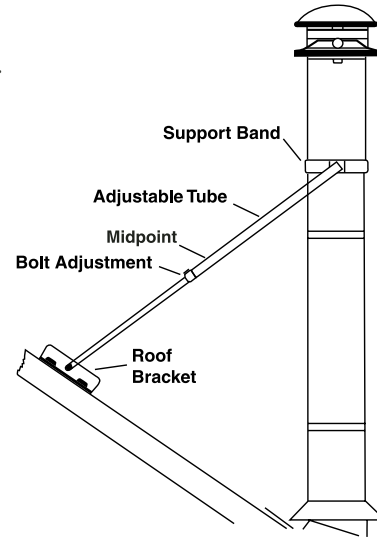


UNIVERSAL ROOF BRACE KIT

Product No.	Part No.	Dia. Pipe
0521507	URBK	5"-14"


ROOF BRACE KITS REQUIREMENTS

up to 4'	None
5' to 10'	1
over 10'	1 every 5'



FIREPLACE COMPONENTS

30°/45° Offset Wall Plug

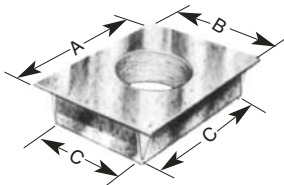


30°/45° OFFSET WALL PLUG

Product No.	Part No.	A	B	C
0778047	7T-30P	32"	14 1/4"	4"
0778147	7T-45P	25 3/8"	14 1/4"	4"

Used with a 30°/45° Elbow Kit to penetrate a combustible outside wall. Designed to fit into a 16" center framed wall, in conjunction with a Wall Resupport. See applicable Fireplace Manual for details.

Chase Plug



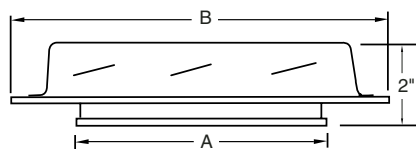
CHASE PLUG

Product No.	Part No.	A	B	C (Framing)
0778037	7T-CP	21"	17 1/4"	18" x 14 1/2"

The Insulated Chase Plug will maintain the thermal envelope of the house. It requires a minimum chase dimension of 17 1/4" x 21" and must be installed from the top. See applicable Fireplace Manual for details.

Anchor Plate

The Anchor Plate can be used for adapting the UT Chimney to a "Listed" Factory-Built fireplace certified for use with model UT. Follow the installation instructions accompanying the fireplace. Stainless steel and heavy gauge steel construction for long life. Retains chimney with a twist-lock connection. Used to adapt chimney to a zero clearance fireplace.



ANCHOR PLATE

Product No.	Part No.	A	B
206400	6T-AP	6"	9 1/4"
207400	7T-AP	7"	10 1/4"
208400	8T-AP	8"	11 1/4"

LIMITED LIFETIME WARRANTY Selkirk Chimney & Venting Products

Selkirk Canada Corporation, ("Selkirk", "we", "us", "our") warrants Selkirk products* to be free from defects in material and workmanship for as long as the original consumer owns the system. For products installed after January 1, 2000, for a period of Ten (10) years from original installation, we will provide replacement product with a similar or like quality of available Selkirk product, **free of charge** excluding any installation costs. From the Eleventh (11) through Fifteenth (15) years we will provide replacement product to the original consumer at a cost of 75% off the published Retail Price in effect on the date the claim is received excluding any installation costs. At expiration of the Fifteen (15) year term, we will provide replacement product to the original consumer at a cost of 50% off the published Retail Price in effect on the date the claim is received excluding any installation costs.

* additional coverage applies to Model CF Chimney

LIMITATIONS:

- Products must be installed for their intended purpose and in accordance with current Selkirk installation instructions.
- Products must be connected to an appliance listed with an accredited testing laboratory.

WARNING: FAILURE TO INSTALL SELKIRK PRODUCTS ACCORDING TO THE MANUFACTURER'S INSTRUCTIONS WILL VOID ALL APPLICABLE WARRANTIES AND MAY RESULT IN FIRE, CARBON MONOXIDE POISONING OR DEATH. SEE OUR SELKIRK INSTALLATION INSTRUCTIONS FOR COMPLETE INSTALLATION PROCEDURES.

WARRANTY COVERAGE:

This warranty covers any substantial defects in material and workmanship in normal use that are found to exist in any of the insulated chimney sections or component parts of your chimney with the exception stated below.

THIS WARRANTY DOES NOT COVER:

- (a) any non-stainless base tee unit mounted or connected to an Insulated Chimney system;
- (b) **costs (labor or otherwise **) associated with either removing a previously installed product, installing a replacement product, transportation or return of a product, or transportation of replacement product;**
- (c) damage to the finish of products caused by the use of improper solvents/chemicals or improper cleaning methods;
- (d) damage resulting from failure to reasonably clean, care for or maintain products in accordance with our installation instructions/recommendations;
- (e) damage (to products, appliances or structure on or resulting from improper installation or repair, misuse or abuse (including, but not limited to, excessive or improper operating condition), or alteration or adjustment other than in conformity with our installation instructions and specifications, whether performed by a contractor, service company, technician, or yourself;
- (f) any products that have been moved from their original installation site.
- (g) damage caused by burning driftwood, garbage, or any other prohibitive material which has been burned in the appliance served by the chimney
- (h) damage that results from accidents such as fire, flood, high winds, "acts of God", or any other contingency beyond our control.

**** Due to the wide variance in installation practices and other conditions beyond our control, we do not guarantee or in any way warrant the installation of Chimney and Venting products.**

CLAIM PROCEDURE:

If you believe that a product is defective, notify us in writing at the following location:

SELKIRK CANADA CORPORATION
P.O. Box 526, Depot 1,
Hamilton, Ontario, Canada , L8L 7X6
ATTN: WARRANTY CLAIMS DEPARTMENT
(905) 662-6600, 800-263-9308, Fax: (905) 662-5352
www.selkirkcanada.com

SELKIRK LLC
ATTN: WARRANTY CLAIMS
14081 Quorum Dr., Dallas, Texas 75240
800-992-VENT (8368),
Toll Free Fax 877- 393-4145
www.selkirkinc.com

Notification should include a description of the product, model and serial number (if applicable) and a description of the product defect. Upon receipt of a written claim under this limited warranty and evidence of the date of purchase or installation, at our option and in our sole discretion, we will provide replacement product with similar or like quality of available Selkirk product excluding any installation costs. Selkirk Canada Corporation reserves the right to inspect or investigate any warranty claims prior to determining whether to provide replacement product. If, as determined by Selkirk Canada Corporation, repair or replacement of the product is not commercially practicable or cannot be completed in a timely manner, we may refund the purchase price paid for the product, prorated to the terms of this warranty, upon verification by providing a copy of your invoice or receipt of bill of sale.

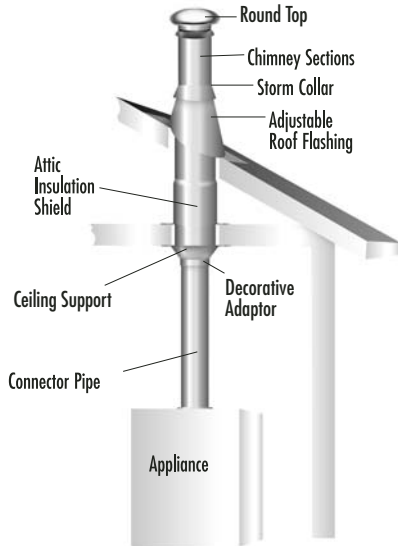
Selkirk products covered under this warranty:

model AFCL, ALT, DSP, DWC, DWS, FC (JSC), QC, RV, SC (JM), SFCL, SL, SPR, SSI, SS PLUS, ST, UT, VP, WV

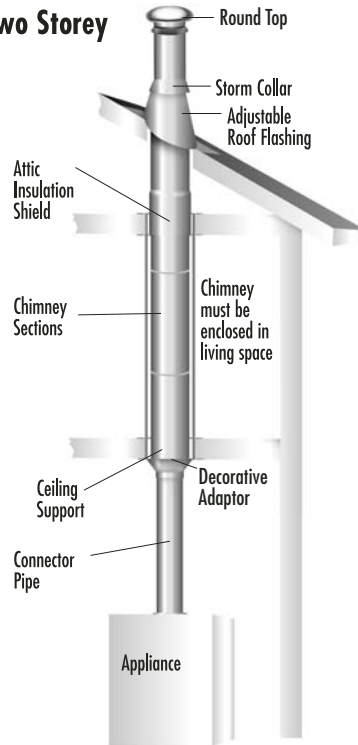
Typical Installations

Ceiling Support Installations

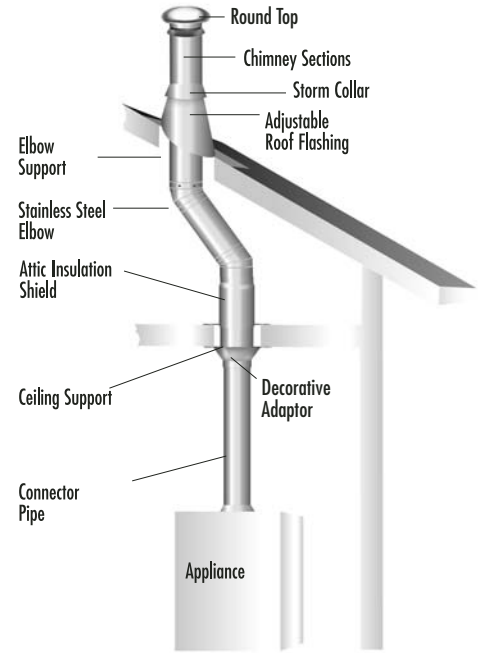
One Storey



Two Storey



Elbow Installation



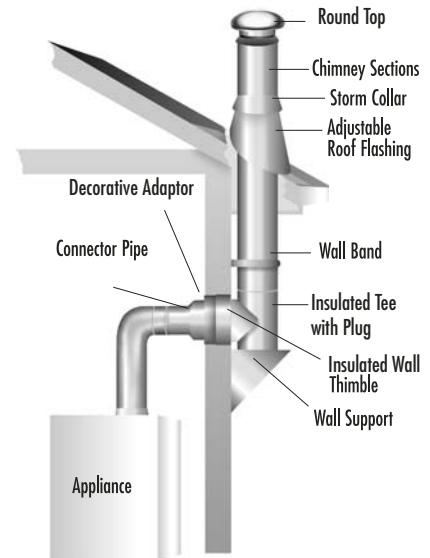
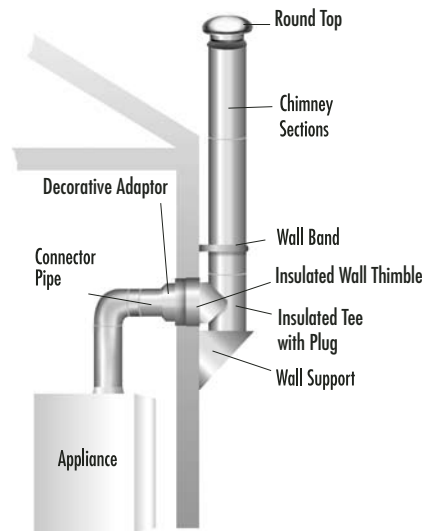
Cathedral Support Installation

With Cathedral Ceiling Support Box



Wall Support Installations

Through a Soffit



For Wood Fireplace Installations, consult the Installation Instructions supplied with each Fireplace unit. Chimney installations may vary, please consult the Installation Instructions available at www.selkirkcanada.com

SELKIRK CANADA CORPORATION

375 Green Road, Stoney Creek, Ontario L8E 4A5

Tel: 1-888-SELKIRK (735-5475) • Fax: 1-866-835-9624 • www.selkirkcanada.com • info@selkirkcanada.com

1400 CALIFORNIA AVENUE, BROCKVILLE, ON K6V 5V3

Tel: 1-800-267-8178 • Fax: 1-800-663-3620

Made in Canada



Fabrique au Canada

UT001-E 08/04-HP